




















**1. What sorts of pedagogies (teaching methods) did this course employ? Please check all that apply.**

		Response Percent	Response Count
seminar-style discussion		67.4%	419
<b>lecture</b>		<b>72.7%</b>	<b>452</b>
small group work		64.0%	398
lab work		22.5%	140
problem solving		21.7%	135
rehearsal and performance		12.2%	76
use or creation of web database tools		12.9%	80
use or creation of web communication tools, such as wikis, blogs, chats, forums		14.0%	87
Other (please specify)		17.2%	107
		<b>answered question</b>	<b>622</b>
		<b>skipped question</b>	<b>0</b>

**2. In what ways did this course emphasize the teaching of writing? Please check all that apply.**

		Response Percent	Response Count
essays reviewed and graded by the professor		63.8%	374
essays that were peer-reviewed by class members		6.0%	35
a research paper		38.2%	224
one-on-one conferences with the professor		19.6%	115
a revision process		17.1%	100
short essay assignments (3 pages or fewer)		55.1%	323
wikis or blogs created by class members		14.8%	87
Other (please specify)		19.5%	114
		<b>answered question</b>	<b>586</b>
		<b>skipped question</b>	<b>36</b>










**3. Did this course enhance or improve your "critical thinking abilities," defined as your abilities to reason and problem-solve according to the framework of the course's specific discipline?**

		Response Percent	Response Count
yes		79.8%	495
no		20.2%	125
		<b>answered question</b>	<b>620</b>
		<b>skipped question</b>	<b>2</b>





**4. What specifically did this course do to enhance or improve your "critical thinking abilities"?**

	Response Count
	380
<b>answered question</b>	<b>380</b>
<b>skipped question</b>	<b>242</b>









**5. The next few questions ask you about the specific types of projects you completed or produced as part of this spring term class? Choose one and then you will have the opportunity to select others.**

		Response Percent	Response Count
<b>Paper or lab report</b>		45.5%	281
Case study		3.2%	20
Presentation (for class or other group)		30.0%	185
Performance (theatrical or other)		4.2%	26
Work of art		4.4%	27
Installation (for example, a gallery showing)		0.8%	5
Design project (construction or software development)		3.4%	21
Analytical study (mathematical analysis or problem sets)		4.9%	30
Other		3.6%	22
<b>answered question</b>			<b>617</b>
<b>skipped question</b>			<b>5</b>





## 6. How did THIS spring term course enhance your ability to write a paper or lab report?

		Response Percent	Response Count
Greatly		25.2%	108
<b>Somewhat</b>		<b>45.8%</b>	<b>196</b>
Not much		20.3%	87
Not at all		8.6%	37
<b>answered question</b>			<b>428</b>
<b>skipped question</b>			<b>194</b>






**7. Select another type of project you completed as part of this spring term class. Choose one and then you will have the opportunity to select others, or click 'No other'.**

		Response Percent	Response Count
Case study		2.4%	10
Presentation (for class or other group)		34.5%	142
Performance (theatrical or other)		1.7%	7
Work of art		0.2%	1
Installation (for example, a gallery showing)		0.0%	0
Design project (construction or software development)		1.0%	4
Analytical study (mathematical analysis or problem sets)		4.4%	18
Other		2.9%	12
<b>No other types of projects - Continue to end of survey</b>		<b>52.9%</b>	<b>218</b>
		<b>answered question</b>	<b>412</b>
		<b>skipped question</b>	<b>210</b>





## 8. How did THIS spring term course enhance your ability to do a case study?

		Response Percent	Response Count
Greatly		47.3%	26
Somewhat		32.7%	18
Not much		7.3%	4
Not at all		12.7%	7
<b>answered question</b>			<b>55</b>
<b>skipped question</b>			<b>567</b>

**9. Select another type of project you completed as part of this spring term class. Choose one and then you will have the opportunity to select others, or click 'No other'.**










		Response Percent	Response Count
Paper or lab report		26.3%	15
Presentation (for class or other group)		8.8%	5
Performance (theatrical or other)		0.0%	0
Work of art		0.0%	0
Installation (for example, a gallery showing)		0.0%	0
Design project (construction or software development)		0.0%	0
Analytical study (mathematical analysis or problem sets)		5.3%	3
Other		1.8%	1
<b>No other types of projects - Continue to end of survey</b>		<b>57.9%</b>	<b>33</b>
		<b>answered question</b>	<b>57</b>
		<b>skipped question</b>	<b>565</b>

## 10. How did THIS spring term course enhance your ability to do a presentation?





		Response Percent	Response Count
Greatly		19.9%	72
<b>Somewhat</b>		<b>50.1%</b>	<b>181</b>
Not much		22.4%	81
Not at all		7.5%	27
<b>answered question</b>			<b>361</b>
<b>skipped question</b>			<b>261</b>











**11. Select another type of project you completed as part of this spring term class. Choose one and then you will have the opportunity to select others, or click 'No other'.**

		Response Percent	Response Count
Paper or lab report		28.2%	98
Case study		2.9%	10
Performance (theatrical or other)		2.3%	8
Work of art		2.9%	10
Installation (for example, a gallery showing)		0.3%	1
Design project (construction or software development)		2.0%	7
Analytical study (mathematical analysis or problem sets)		6.6%	23
Other		3.2%	11
<b>No other types of projects - Continue to end of survey</b>		<b>51.6%</b>	<b>179</b>
		<b>answered question</b>	<b>347</b>
		<b>skipped question</b>	<b>275</b>





## 12. How did THIS spring term course enhance your ability to do a performance?

		Response Percent	Response Count
Greatly		59.6%	28
Somewhat		12.8%	6
Not much		12.8%	6
Not at all		14.9%	7
<b>answered question</b>			<b>47</b>
<b>skipped question</b>			<b>575</b>









**13. Select another type of project you completed as part of this spring term class. Choose one and then you will have the opportunity to select others, or click 'No other'.**

		Response Percent	Response Count
Paper or lab report		18.0%	9
Case study		2.0%	1
Presentation (for class or other group)		8.0%	4
Work of art		8.0%	4
Installation (for example, a gallery showing)		2.0%	1
Design project (construction or software development)		0.0%	0
Analytical study (mathematical analysis or problem sets)		2.0%	1
Other		6.0%	3
<b>No other types of projects - Continue to end of survey</b>		<b>54.0%</b>	<b>27</b>
		<b>answered question</b>	<b>50</b>
		<b>skipped question</b>	<b>572</b>




## 14. How did THIS spring term course enhance your ability to create a work of art?

		Response Percent	Response Count
Greatly		78.7%	37
Somewhat		14.9%	7
Not much		2.1%	1
Not at all		4.3%	2
<b>answered question</b>			<b>47</b>
<b>skipped question</b>			<b>575</b>





**15. Select another type of project you completed as part of this spring term class. Choose one and then you will have the opportunity to select others, or click 'No other'.**

		Response Percent	Response Count
Paper or lab report		10.9%	5
Case study		2.2%	1
Presentation (for class or other group)		15.2%	7
Performance (theatrical or other)		4.3%	2
Installation (for example, a gallery showing)		4.3%	2
Design project (construction or software development)		10.9%	5
Analytical study (mathematical analysis or problem sets)		0.0%	0
Other		4.3%	2
<b>No other types of projects - Continue to end of survey</b>		<b>47.8%</b>	<b>22</b>
		<b>answered question</b>	<b>46</b>
		<b>skipped question</b>	<b>576</b>





## 16. How did THIS spring term course enhance your ability to do an installation?

		Response Percent	Response Count
Greatly		63.6%	7
Somewhat		18.2%	2
Not much		0.0%	0
Not at all		18.2%	2
<b>answered question</b>			<b>11</b>
<b>skipped question</b>			<b>611</b>

**17. Select another type of project you completed as part of this spring term class. Choose one and then you will have the opportunity to select others, or click 'No other'.**







		Response Percent	Response Count
Paper or lab report		37.5%	3
Case study		0.0%	0
Presentation (for class or other group)		37.5%	3
Performance (theatrical or other)		0.0%	0
Work of art		12.5%	1
Design project (construction or software development)		0.0%	0
Analytical study (mathematical analysis or problem sets)		0.0%	0
Other		0.0%	0
No other types of projects - Continue to end of survey		12.5%	1
		<b>answered question</b>	<b>8</b>
		<b>skipped question</b>	<b>614</b>

### 18. How did THIS spring term course enhance your ability to do a design project?





		Response Percent	Response Count
Greatly		50.0%	20
Somewhat		37.5%	15
Not much		2.5%	1
Not at all		10.0%	4
<b>answered question</b>			<b>40</b>
<b>skipped question</b>			<b>582</b>









**19. Select another type of project you completed as part of this spring term class. Choose one and then you will have the opportunity to select others, or click 'No other'.**

		Response Percent	Response Count
Paper or lab report		16.7%	6
Case study		0.0%	0
Presentation (for class or other group)		22.2%	8
Performance (theatrical or other)		0.0%	0
Work of art		2.8%	1
Installation (for example, a gallery showing)		0.0%	0
Analytical study (mathematical analysis or problem sets)		11.1%	4
Other		8.3%	3
<b>No other types of projects - Continue to end of survey</b>		<b>38.9%</b>	<b>14</b>
		<b>answered question</b>	<b>36</b>
		<b>skipped question</b>	<b>586</b>

## 20. How did THIS spring term course enhance your ability to do an analytical study?

		Response Percent	Response Count
Greatly		50.6%	39
Somewhat		37.7%	29
Not much		9.1%	7
Not at all		2.6%	2
<b>answered question</b>			<b>77</b>
<b>skipped question</b>			<b>545</b>





**21. Select another type of project you completed as part of this spring term class. Choose one and then you will have the opportunity to select others, or click 'No other'.**

		Response Percent	Response Count
Paper or lab report		13.9%	10
Case study		1.4%	1
Presentation (for class or other group)		16.7%	12
Performance (theatrical or other)		0.0%	0
Work of art		0.0%	0
Installation (for example, a gallery showing)		0.0%	0
Design project (construction or software development)		2.8%	2
Other		4.2%	3
<b>No other types of projects - Continue to end of survey</b>		<b>61.1%</b>	<b>44</b>
<b>answered question</b>			<b>72</b>
<b>skipped question</b>			<b>550</b>





**22. What other type of project did you complete or what did you produce as part of this spring term class?**

	Response Count
	56
<b>answered question</b>	<b>56</b>
<b>skipped question</b>	<b>566</b>

### 23. How did THIS spring term course enhance your ability to do this?

		Response Percent	Response Count
Greatly		63.2%	36
Somewhat		22.8%	13
Not much		8.8%	5
Not at all		5.3%	3
<b>answered question</b>			<b>57</b>
<b>skipped question</b>			<b>565</b>

**24. Select another type of project you completed as part of this spring term class. Choose one and then you will have the opportunity to select others, or click 'No other'.**

		Response Percent	Response Count
Paper or lab report		9.6%	5
Case study		1.9%	1
Presentation (for class or other group)		5.8%	3
Performance (theatrical or other)		0.0%	0
Work of art		0.0%	0
Installation (for example, a gallery showing)		0.0%	0
Design project (construction or software development)		0.0%	0
Analytical study (mathematical analysis or problem sets)		0.0%	0
<b>No other types of projects - Continue to end of survey</b>		<b>82.7%</b>	<b>43</b>
		<b>answered question</b>	<b>52</b>
		<b>skipped question</b>	<b>570</b>






**25. Some courses cover a wide range of material, i.e., greater breadth, whereas others cover a much more narrow set of material in detail, i.e., greater depth. How would you characterize your spring term course?**

		Response Percent	Response Count
1 Greater Breadth		11.4%	66
2		15.2%	88
3		27.9%	162
4		29.5%	171
5 Greater Depth		16.0%	93
<b>answered question</b>			<b>580</b>
<b>skipped question</b>			<b>42</b>





**26. How many hours per week did you spend in class?**

		Response Percent	Response Count
6-8		10.9%	63
8-10		26.6%	154
10-12		19.2%	111
12-14		15.9%	92
>14		27.5%	159
<b>answered question</b>			<b>579</b>
<b>skipped question</b>			<b>43</b>

## 27. How many hours per week did you spend on work outside of class?

		Response Percent	Response Count
6-10		43.6%	253
10-14		22.9%	133
14-18		14.8%	86
18-22		7.8%	45
>22		10.9%	63
<b>answered question</b>			<b>580</b>
<b>skipped question</b>			<b>42</b>

## 28. Was this the course you wanted?

		Response Percent	Response Count
<b>This was my first choice</b>		81.6%	474
This was not my first choice but it was still a course I was happy to take.		13.1%	76
I couldn't get into any courses I actually wanted but was still happy with this course.		3.6%	21
I couldn't get into any courses I actually wanted and was unhappy with this course.		1.7%	10
<b>answered question</b>			<b>581</b>
<b>skipped question</b>			<b>41</b>

**29. In the space below, please feel free to share any comments you might have about this Spring Term.**

**Response  
Count**

246

**answered question**

**246**

**skipped question**

**376**