















1. Approximately how many hours per week do you estimate you spent in direct contact with your students (in class time or in the field or lab)?

		Response Percent	Response Count
9 or fewer		10.3%	8
10-12		29.5%	23
13-15		19.2%	15
15-18		19.2%	15
20 or more		21.8%	17
answered question			78
skipped question			0



2. From your perspective, the amount of time spent in class was:

		Response Percent	Response Count
Too much		22.7%	17
Just the right amount		73.3%	55
Too little		4.0%	3
answered question			75
skipped question			3

3. In your best estimation, how many hours per week would you say your students put in doing work for your class, NOT COUNTING the direct class time estimated above?

		Response Percent	Response Count
Fewer than 15		23.4%	18
15-20		41.6%	32
21-25		15.6%	12
26-30		9.1%	7
31-35		6.5%	5
36 or more		3.9%	3
answered question			77
skipped question			1

4. The amount of time YOU spent outside of the classroom working on class-related activities was:

		Response Percent	Response Count
Too much		60.3%	47
Just the right amount		39.7%	31
Too little		0.0%	0
answered question			78
skipped question			0

5. Approximately how many pages of reading did you assign per week? Please respond, even if your course was not reading intensive.

**Response
Count**

73

answered question

73

skipped question

5

6. What was the longest reading assignment for a single night?

**Response
Count**

71





answered question

71

skipped question

7

7. From your observations and student comments or preparedness, overall how did your students respond to the reading assignments?

		Response Percent	Response Count
Very poorly, were overwhelmed by the assignments		0.0%	0
Poorly, were not able to complete the assignments		9.5%	7
Fairly well, had some problems but mostly managed to complete the assignments		35.1%	26
Well, were able to handle the assignments		45.9%	34
Very well, were easily able to handle the assignments		9.5%	7
		answered question	74
		skipped question	4








8. Which word (or words) do you think best characterizes your OWN experience during the Spring Term? You may choose more than one.

		Response Percent	Response Count
Intense		59.7%	46
Challenging		55.8%	43
Overwhelming		44.2%	34
Enjoyable		51.9%	40
Frustrating		36.4%	28
Fully engaged		49.4%	38
Insufficiently engaged		1.3%	1

Other (insert your own word to characterize your experience): 26

answered question	77
skipped question	1

9. Which word (or words) do you think best characterizes the experience of your STUDENTS during the Spring Term? You may choose more than one.

		Response Percent	Response Count
Intense		54.1%	40
Challenging		71.6%	53
Overwhelming		20.3%	15
Enjoyable		60.8%	45
Frustrating		18.9%	14
Fully engaged		52.7%	39
Insufficiently engaged		6.8%	5

Other (insert your own word to characterize their experience): 17

answered question 74

skipped question 4

10. What pedagogies did you use that worked the best for the Spring Term?

Response Count

60



answered question 60

skipped question 18

11. What pedagogies did you use that worked less well during the Spring Term?

		Response Count
		47
answered question		47
skipped question		31




12. Did the Spring Term give you an opportunity to employ experimental teaching methods, that perhaps you are not able to employ in the longer terms?

		Response Percent	Response Count
Yes		62.5%	45
No		37.5%	27
answered question			72
skipped question			6



13. Please list or explain any experimental methods you attempted or employed.

		Response Count
		44
answered question		44
skipped question		34

14. How would you describe the scope of your Spring Term class?

		Response Percent	Response Count
In-depth/narrowly focused		41.6%	32
Broadly focused		13.0%	10
Neither one exclusively		45.5%	35
answered question			77
skipped question			1

15. Were you able to accomplish all that you had planned for your Spring Term course?

		Response Percent	Response Count
Yes		60.5%	46
No		39.5%	30
answered question			76
skipped question			2

16. Are you satisfied with what was accomplished in your Spring Term course?

	Response Count
	67
answered question	67
skipped question	11

17. Please explain or describe any other elements of the Spring Term that you feel worked well or could be improved.

**Response
Count**

50

answered question

50

skipped question

28